

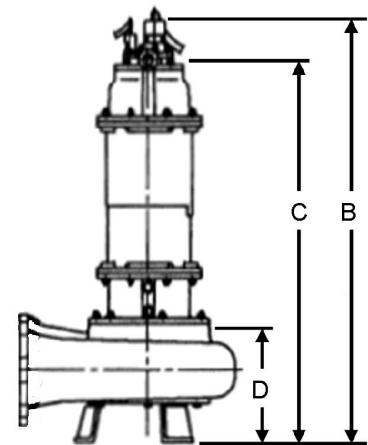
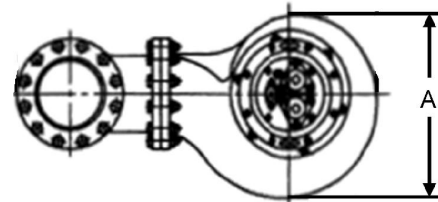
# mody

## MHC SERIES - HI CHROME SLURRY SUBMERSIBLE PUMP

### MHC4 SERIES

PORTABLE WET PIT  
INSTALLATION

Model	kW	rpm	Max. Amps		Solid Handling mm	Weight kg
			400V	50Hz		
MHC4/7.5	5.5	1500	11.26		35	150
MHC4/10	7.5	1500	14.38		35	168



Dimensions Chart (mm)

Model	A	B	C **	D *
MHC4/7.5	431.8	828	792.5	241.3
MHC4/10	431.8	828	881.4	241.3

\* Lowest Water Level for effective suction

\*\* Lowest Water Level for Continuous Operation



**Mody Pumps® Inc.**

2166 Zeus Court, Bakersfield, CA 93308 USA

Tel.: (661) 392-7600 • Fax: (661) 392-7601

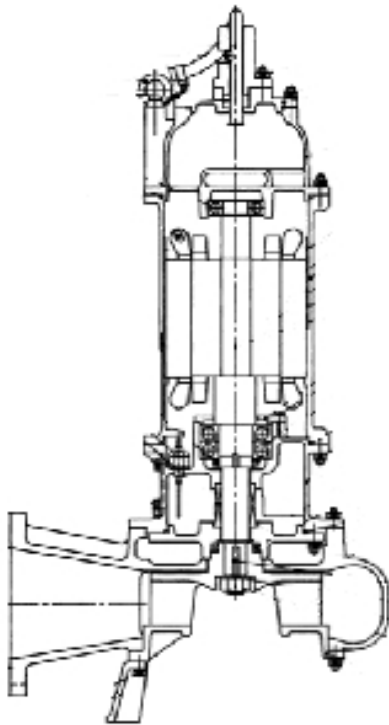
<http://www.modypump.com>

E-mail: [sales@modypump.com](mailto:sales@modypump.com)

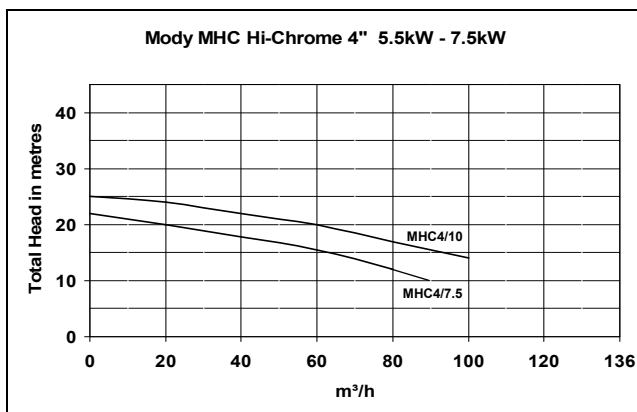
# mody

## MHC SERIES - HI CHROME SLURRY SUBMERSIBLE PUMP

### MHC4 SERIES 5.5kW - 7.5kW



### PERFORMANCE CURVES



## MHC4 SERIES

### MATERIALS OF CONSTRUCTION AND ENGINEERING DATA

#### PUMP END

pH Range	5 - 12
Impeller Type	Two Vane Semi-Open
Max. Temperature of Pumped Fluid:	104°F/40°C
Max. Starts/Stop Per Hour:	15
Max. Submergence:	20 m

#### MOTOR

4-pole induction **continuous rated** motor with squirrel cage rotor. Bi-metallic switches (thermals) embedded in stator winding to protect against overheating. Stator insulation class 'H' (180°C)

#### POWER SUPPLY

3 phase, 50Hz, AC Supply, 400V. Other voltages available upon request.

#### BALL BEARINGS

The rotor shaft is carried on a double row angular contact ball bearing which carries the high thrust and radial loads. The Upper bearing is a deep groove ball bearing. The bearings are enclosed with high temperature grease containing special Anti-corrosion additive.

#### POWER CABLE

Waterproof/oil proof, rubber-insulated, neoprene-sheathed copper conductor flexible cable, 25ft. (7.6m) length standard. Type SOOW in North America, EPR in the Middle East and HO7RN in the EU. Optional Trailing cable for thermals and seal probe sensor.

#### SHAFT SEALS

Double Mechanical Seals, outer and inner are Silicon Carbide, both rotating and stationary faces. Equipped with Moisture Sensor to detect progressive seal wear.

#### HYDRAULICS

Two Vane Semi-Open Impellers, Hydrodynamically balanced with improved flow pattern contribute to a virtually clog-free pump.

#### COOLING

Integral cast cooling fins on motor casing with large surface area ensure efficient heat dissipation and low temperature rise. Shrink fitted stators and short shaft overhang facilitate cooling.

#### MATERIALS OF CONSTRUCTION

Pump Casing:	28% Hi-Chrome Iron
Impeller:	28% Hi-Chrome Iron
Suction Cover:	28% Hi-Chrome Iron
Shaft:	403 Stainless Steel
Hardware:	304 Stainless Steel
"O" Rings:	Nitrile Rubber (Viton - Optional)
Mech. Seals:	SC/SC (Upper & Lower)

#### SURFACE TREATMENT

Primer with Epoxy and subsequently coated with black chloric paint for maximum corrosion resistance.

# mody

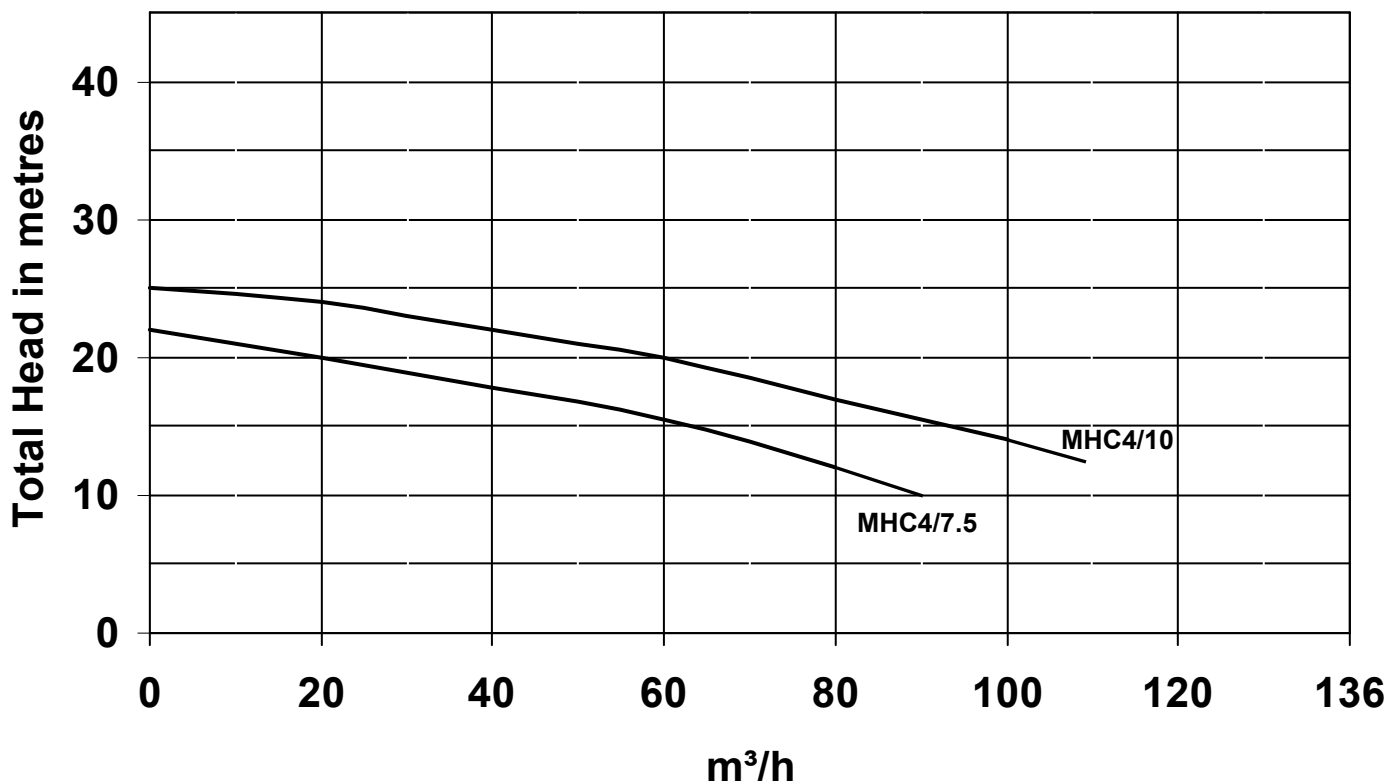
## MHC SERIES - HI CHROME SLURRY SUBMERSIBLE PUMP

### MHC4 SERIES

PERFORMANCE CURVES

Performance Curve based on Clean Water at 20 °C with 1.0 SG. Please Correct for Other conditions.

Mody MHC Hi-Chrome 4" 5.5kW - 7.5kW



**Mody Pumps® Inc.**  
2166 Zeus Court, Bakersfield, CA 93308 USA  
Tel.: (661) 392-7600 • Fax: (661) 392-7601  
<http://www.modypump.com>  
E-mail: [sales@modypump.com](mailto:sales@modypump.com)